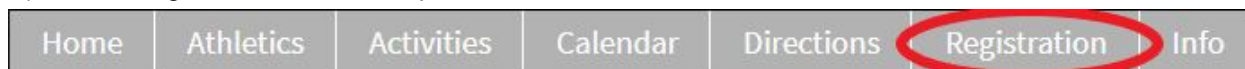


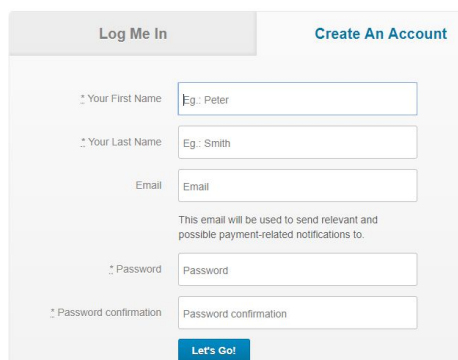
Registration Directions for 8to18

1.) On your web-browser, go to <http://il.8to18.com/harvard>

2.) Select "Registration" from the top menu bar:



3.) Create an account (or login if you already have one)

A registration form with a light grey background. At the top, there are two tabs: 'Log Me In' and 'Create An Account'. The 'Create An Account' tab is active. The form contains the following fields: 'Your First Name' (with 'Eg.: Peter' as a placeholder), 'Your Last Name' (with 'Eg.: Smith' as a placeholder), 'Email' (with 'Email' as a placeholder), 'Password' (with 'Password' as a placeholder), and 'Password confirmation' (with 'Password confirmation' as a placeholder). Below the email field, there is a small note: 'This email will be used to send relevant and possible payment-related notifications to.' At the bottom of the form is a blue button labeled 'Let's Go!'.

4.) Select "Begin Registration"



5.) Select the activity that you would like to register for, such as:

Step 1 - Select an Activity

To begin the registration process, please select the activity

Seasonal Sports

- HIGH SCHOOL BASEBALL
- HIGH SCHOOL BOYS TRACK AND FIELD
- HIGH SCHOOL GIRLS SOCCER
- HIGH SCHOOL GIRLS TRACK AND FIELD
- HIGH SCHOOL SOFTBALL
- JUNIOR HIGH BOYS TRACK AND FIELD
- JUNIOR HIGH GIRLS TRACK AND FIELD
- Spring Musical

[Continue to Step 2](#)

[Go back to Registration](#)

6.) Complete steps 1-4 with your child's accurate information (Be sure to include an accurate Student ID number, as well as your cell phone number and email address to receive all Athletic communications)

7.) Review all required forms and waivers. You will need to scroll to the bottom to click that you "accept"

Parent / Guardian Participant

[Download The PDF](#)

✓ Accept

8.) At this point, the website will direct you to the "Registration Summary" page

6 - Registration Summary

9.) To complete your registration, you can pay electronically OR select "Alternate Payment (CODE)" to pay cash

Electronic Payments: Select check routing or debit/credit card (note that there is a small fee for card payments)

Grab Your Checkbook:

Credit Card payments will be charged an additional service fee.



Cash Payments: On the right side of the screen, select "Alternate Payment (CODE)"

Alternate Payment (CODE)



Once selected, you will need to enter the word "CASH" in the code box AND in the comment box

CANCEL CODE (BACK TO PAY)

* Code

Payment codes are case sensitive

Comment:



Enter a description of your situation in the comment field for faster approval!

Submit Request

- 10.) Click the Submit/ Submit Request button and you will be registered for Harvard JH Athletics!
(Make sure your child's physical is up to date and submitted to the Nurse or Athletics department)